


# CERTIFICATE OF ANALYSIS No.: 2022-9701

## CLIENT

Pharmahemp d.o.o., Cesta v Gorice 8  
1000 Ljubljana, Slovenija

## SAMPLE \*

CBD DROPS 3% - hemp oil



















Sample condition: SUITABLE  
Sample ID: 2234052  
Sample type: Viscous liquid  
Batch No.: \* DR03022238A

Work order: 2022-106858  
Analysis ID: 2022\_193  
Method ID: PHL\_RPC\_12C  
Method SOP: MET-LAB-003-02

Sample received: 26/08/2022  
Start of analysis: 26/08/2022  
End of analysis: 29/08/2022  
Analyst: Janez Gerdenc

\* Information provided by the client.

CANNABINOID PROFILE	Concentration [% w/w]	Expanded uncertainty [% w/w]	Graphic presentation of relative cannabinoid concentration
<b>CBDV</b> - Cannabidivarin	0.050	0.012	
<b>CBDA</b> - Cannabidiolic acid	1.981	0.099	
<b>CBGA</b> - Cannabigerolic acid	0.046	0.014	
<b>CBG</b> - Cannabigerol	0.034	0.010	
<b>CBD</b> - Cannabidiol	1.225	0.061	
<b>THCV</b> - Tetrahydrocannavarin	< LOQ	n/a	
<b>CBN</b> - Cannabinol	< LOQ	n/a	
<b>Δ<sup>9</sup>-THC</b> - Δ-9-Tetrahydrocannabinol	0.057	0.012	
<b>Δ<sup>8</sup>-THC</b> - Δ-8-Tetrahydrocannabinol	< LOQ	n/a	
<b>CBL</b> - Cannabicyclol	< LOQ	n/a	
<b>CBC</b> - Cannabichromene	0.0425	0.0093	
<b>Δ<sup>9</sup>-THCA</b> - Δ-9-Tetrahydrocannabinolic acid	0.0384	0.0084	
<b>CBE</b> - Cannabielsoin	< LOQ #	n/a	
<b>CBNV</b> - Cannabivarin	< LOQ #	n/a	
<b>CBCA</b> - Cannabichromenic acid	0.069 #	0.016	
<b>CBT</b> - Cannabicitran	< LOQ #	n/a	

Units and abbreviations: % w/w = weight percent, < LOQ = below the limit of quantitation (0.03 % w/w), ND = not detected, n/a = not available.


The results given herein apply only to the sample as received. **Expanded Uncertainty** was calculated using coverage factor  $k = 2$ , corresponding to a double standard uncertainty and characterizes the interval value in which it is possible to expect the real value with a probability of 95%. This is stated according to the ISO/IEC Guide 98-3.

Total or partial reproduction of this document is not allowed without the permit from PharmaHemp d.o.o. The document does not substitute any other legal document.

Date issued:


29/08/2022

Approved by:



mag. Marko Dragan  
Analytical Laboratory Manager

Authorized by:



dr. Boštjan Jančar  
Chief Technology Officer

End of Certificate